

LESSON: Program Processing

Grade Level: K

OBJECTIVES:

Students will:

- Process activities and give feedback on what they learned and how they liked them.

MATERIALS:

One copy of the Program Processing Form for each student (second page of Lesson Plan; each page prints 2 copies)

PRESENTATION:

Tell students it is important for them to give you an idea of how the classroom is running and what they are learning. Tell them to use this form to think about the activity you just did, and give you an idea of what they thought and how they felt about it.

DIRECTIONS:

1. Give each student a copy of the Program Processing Form and ask him or her to complete the form.
2. Read through it with the whole class so that any non-readers get help.
3. Collect the completed forms and read them.
4. An added activity for kids who are ahead of the class in math would be to have them compile the forms into a graph or chart by counting the feelings pictures. You could also have students look for comments that sum up the feedback of the class and use them to present a summary of the class' feelings about the activity.

Program Processing Form




Activity:

Date:

Place:

What happened?

What I learned:

	Happy; loved it!	Mmmm. Okay, but I'm not purring!	WAAAAHHH!!! I HATED it!
How I felt			

What I'd change

What I liked best

Program Processing Form




Activity:

Date:

Place:

What happened?

What we learned:

	Happy; loved it!	Mmmm. Okay, but I'm not purring!	WAAAAHHH!!! I HATED it!
How I felt			

What I'd change:

What I liked best: